

SaddleBrooke Ranch
Architectural and Landscaping Committee
Gutters Application

This form must be attached to a General Application.

The ALC considers gutters and drainage of paramount importance to the community.

Please **print or key** the requested information on this form.

Homeowner _____ Date _____ Unit _____ Lot # _____
Address _____ Oracle, AZ 85623 Phone # _____
E-mail: _____
Diameter of Drain Pipes _____ House Model Name or # _____ Elevation _____
Contractor's Name _____ Phone # _____

Provide drawings to show gutter, downspout and drain locations.

Gutters, Downspouts and any exposed Drain connections must match the color of adjoining surfaces.

See ALC Guidelines: Article III, Paragraph 19 Section D: Gutters and Downspouts. *Downspouts from all gutters must connect to a buried drain pipe extending to the curb and discharging through a splash block or a pop-up over the curb and into the street.* Such buried drainpipe must be at least a three(3) inch pipe.

A concrete apron shall be installed to direct the water over the curb. River Rock may be used to blend the Pop-Up into the rest of the landscape as much as possible.

All waters must be deposited over the curbs and onto the street. Along the curb line, a maximum of 2 inches of dirt is permitted to be removed to allow an anchor for the placement of river rock. This is to prevent undermining the curb and roads.

Suggested drawings for pop-up and splash block drain terminations are attached.

Use caution: do not place downspouts close to electrical equipment.

Homeowner(s) Signature _____ Date _____

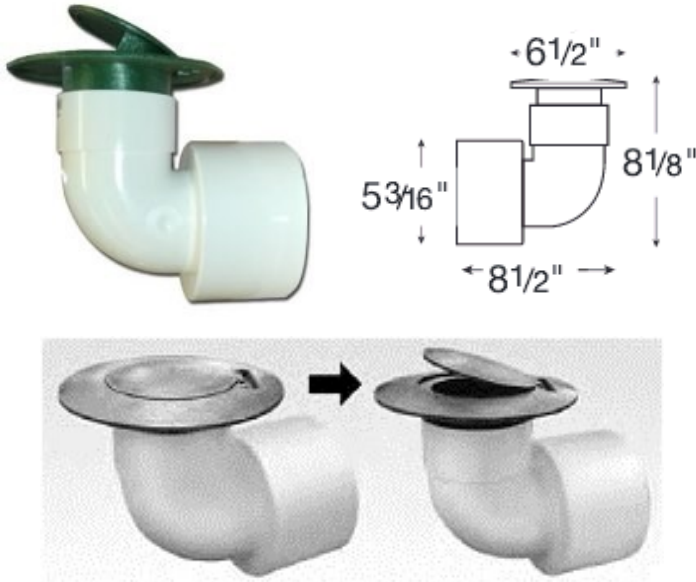
ALC Signature _____ Date _____

See the General Application for approval status.

This page intentionally left blank.

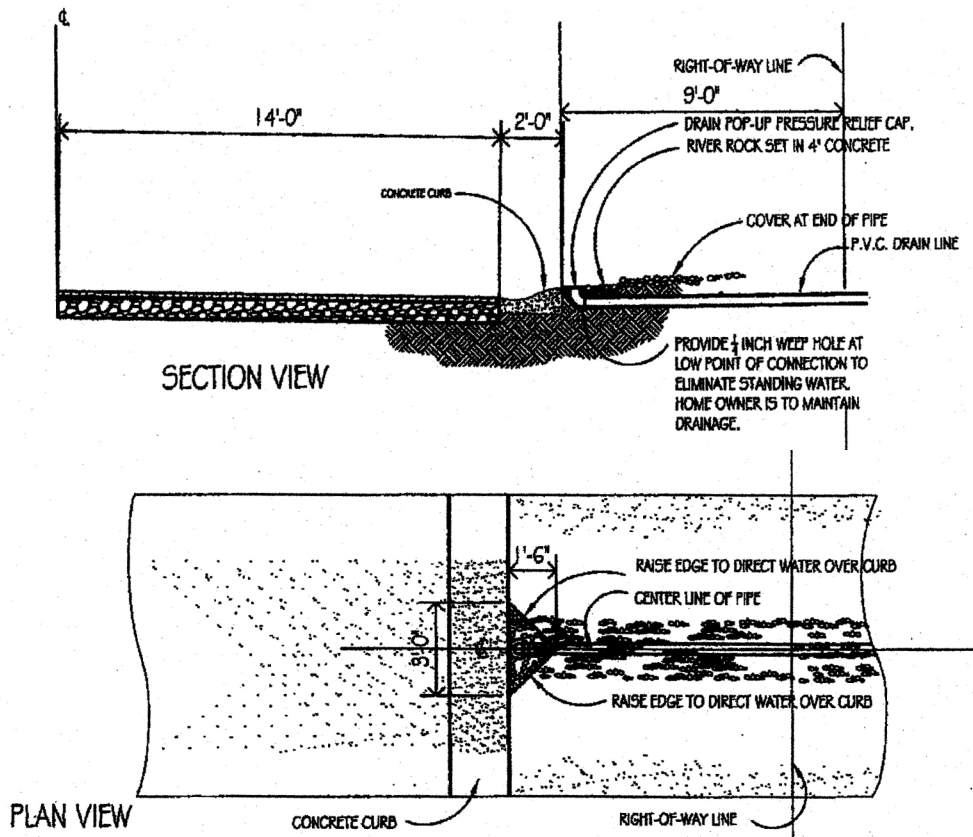
Pop-Up Drain Termination

T-155 Flip-Up Drainage Emitter




Drainage Emitters act as the discharge point of a drainage system, opening easily when needed to allow water to flow freely from the pipe and away from structural foundations. The patented designs include spring-loaded or flip-up caps that open with the hydrostatic pressure of water flowing through the drain pipe, then closes as the flow diminishes. They are safe, trip-free, and efficient solutions. This pop-up style should be used by residents and contractors.

For more information visit the website: www.masterlandscapesupply.com



Splash Block Drain Termination



Example 1



Example 2

